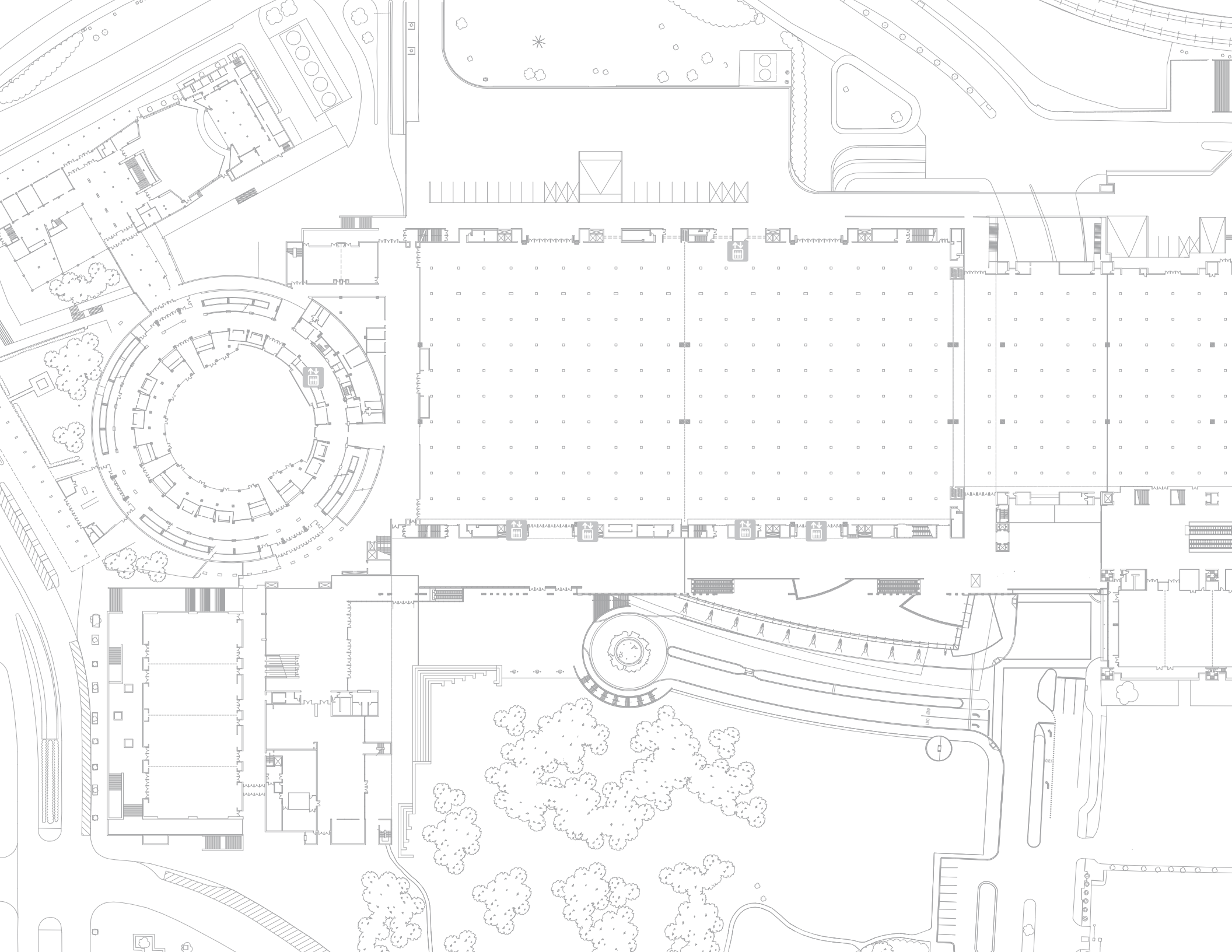


CAPACITY & FLOOR PLANS



KAY BAILEY HUTCHISON
CONVENTION CENTER DALLAS





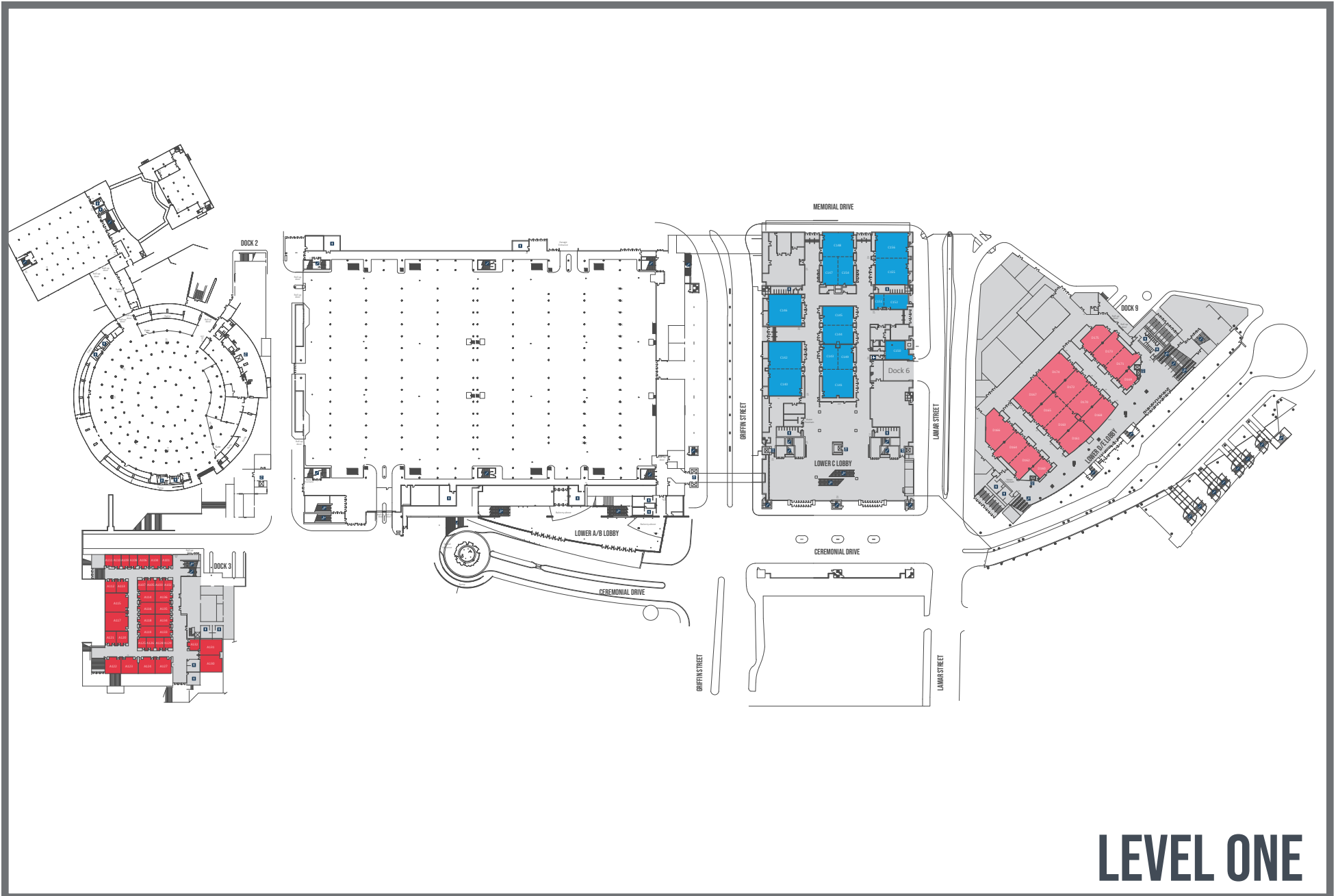
WELCOME TO THE



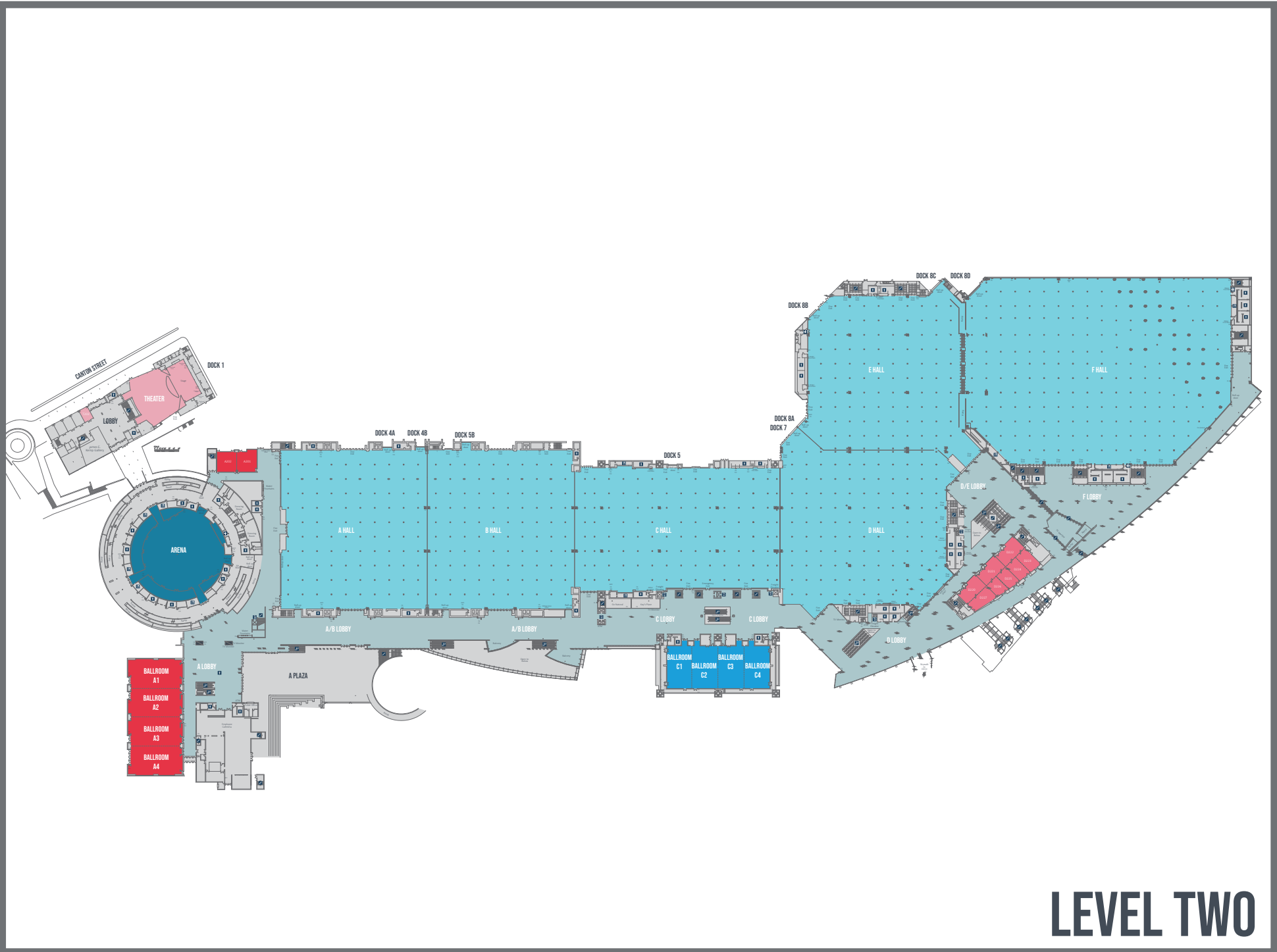
KAY BAILEY HUTCHISON
CONVENTION CENTER DALLAS

FLOOR PLANS

*For level three floor plan see page 14



LEVEL ONE

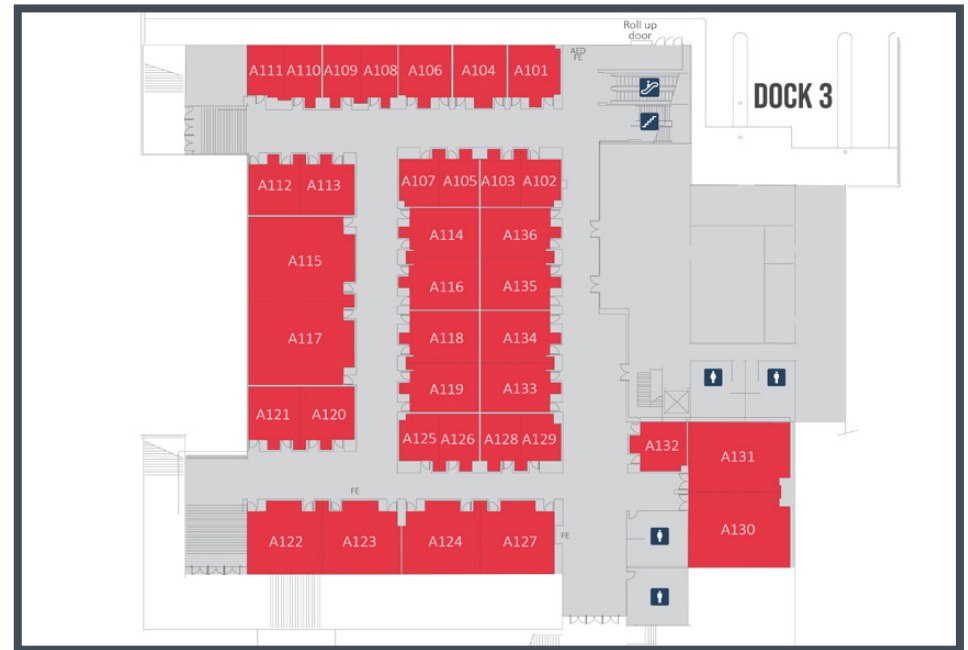


LEVEL TWO



A 100 MEETING ROOMS

A MEETING ROOMS				17,495 TOTAL SQ. FEET				
ROOM	THEATER CAPACITY	CLASSROOM CAPACITY*	BANQUET CAPACITY*	OVERALL DIMENSIONS (FEET)	OVERALL DIMENSIONS (METERS)	SQ. FEET	SQ. METERS	HEIGHT
A101	27	16	20	19.9 X 19.0	6.1 X 5.8	378	35	12.9'
A102	21	8	10	14.4 X 18.0	4.4 X 5.5	260	24	12.9'
A103	21	8	10	14.3 X 18.0	4.4 X 5.5	257	24	12.9'
A104	27	16	20	19.9 X 19.4	6.1 X 5.9	386	36	12.9'
A105	21	8	10	14.6 X 18.0	4.5 X 5.5	263	25	12.9'
A106	27	16	20	19.9 X 19.7	6.1 X 6.0	392	37	12.9'
A107	21	8	10	14.4 X 18.0	4.3 X 5.5	259	24	12.9'
A108	18	12	10	13.3 X 21.0	4.1 X 6.4	279	26	12.9'
A109	18	12	10	13.3 X 21.0	4.1 X 6.4	279	26	12.9'
A110	18	12	10	13.3 X 21.0	4.1 X 6.4	279	26	12.9'
A111	18	12	10	13.3 X 21.0	4.1 X 6.4	279	26	12.9'
A112	30	16	20	18.7 X 19.2	5.9 X 5.7	359	34	12.9'
A113	30	16	20	19.2 X 19.8	5.9 X 6.0	380	35	12.9'
A114	40	24	30	18.3 X 25.2	5.6 X 7.7	461	43	12.9'
A115	112	64	70	32.2 X 34.7	9.8 X 10.6	1,117	104	12.9'
A116	40	24	30	19.7 X 25.2	6.0 X 7.7	496	46	12.9'
A117	112	64	70	38.5 X 31.8	11.7 X 9.5	1,224	111	12.9'
A118	40	24	30	25.3 X 19.6	7.7 X 6.0	496	46	12.9'
A119	40	24	30	25.3 X 18.5	7.7 X 5.6	468	43	12.9'
A120	36	16	20	19.9 X 19.8	6.1 X 6.0	394	37	12.9'
A121	36	16	20	19.9 X 18.3	6.1 X 5.6	364	34	12.9'
A122	56	28	40	27.8 X 27.1	8.5 X 8.3	753	71	12.9'
A123	60	28	40	27.8 X 28.5	8.5 X 8.7	792	74	12.9'
A124	60	28	40	27.8 X 26.8	8.5 X 8.2	745	70	12.9'
A125	14	8	10	14.5 X 18.0	4.1 X 5.5	261	23	12.9'
A126	14	8	10	14.5 X 18.0	4.1 X 5.5	261	23	12.9'
A127	56	28	40	27.8 X 26.8	8.5 X 8.2	745	70	12.9'
A128	14	8	10	14.5 X 18.0	4.1 X 5.5	261	23	12.9'
A129	14	8	10	14.3 X 18.0	4.4 X 5.5	257	24	12.9'
A130	105	62	70	28.5 X 37.1	8.7 X 11.3	1,057	98	12.9'
A131	105	62	70	28.2 X 37.1	8.6 X 11.3	1,046	97	12.9'
A132	30	16	30	20.3 X 19.3	6.2 X 5.9	392	37	12.9'
A133	40	24	30	18.5 X 23.6	5.6 X 7.2	437	40	12.9'
A134	40	24	30	19.5 X 23.7	5.8 X 7.2	462	42	12.9'
A135	40	24	30	19.8 X 25.1	6.0 X 7.7	497	46	12.9'
A136	40	24	30	18.3 X 25.1	5.6 X 7.7	459	43	12.9'



A COMBINED MEETING ROOMS					
ROOM	THEATER CAPACITY	CLASSROOM CAPACITY*	BANQUET CAPACITY*	RECEPTION CAPACITY	SQ. FEET
A102/103	42	24	30		517
A105/107	42	24	30		522
A108/109	36	24	30		558
A110/111	36	24	30		558
A112/113	60	40	50		739
A114/116	80	48	60		957
A115/117	224	128	140	228	2,341
A118/119	80	48	60		964
A120/121	72	32	50		758
A122/123	116	56	80	133	1,545
A124/127	116	56	80	133	1,490
A125/126	28	24	30		522
A128/129	28	24	30		518
A130/131	210	124	140	217	2,103
A133/134	80	48	60		899
A135/136	80	48	60		899

*Classroom capacity is based on 4 chairs per table

*Banquet capacity is based on 6' rounds of 10; head table 3 chairs per table

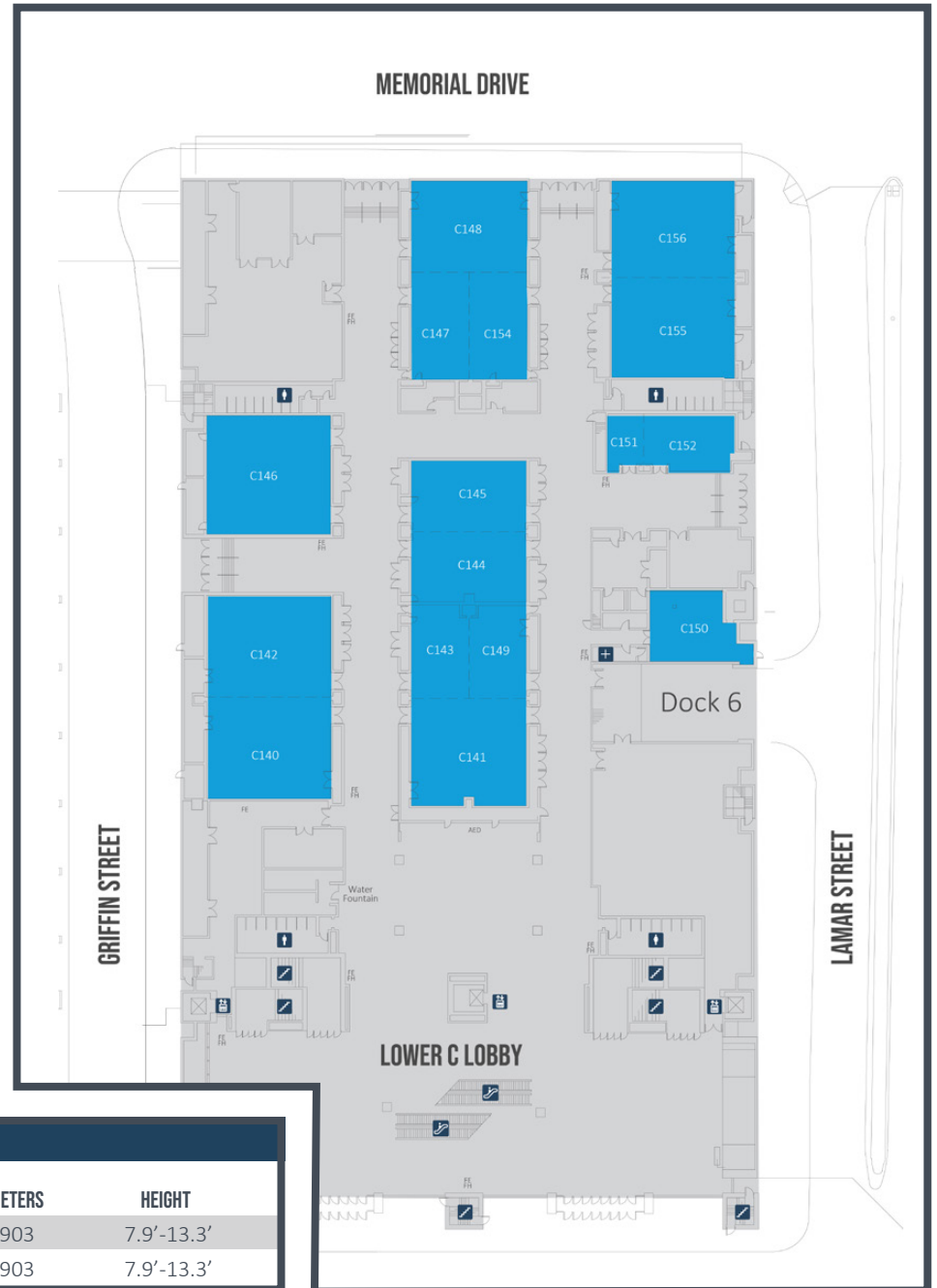


C 100 MEETING ROOMS & PARKING

C MEETING ROOMS				27,664 TOTAL SQ. FEET					
ROOM	THEATER CAPACITY	CLASSROOM CAPACITY*	BANQUET CAPACITY*	OVERALL DIMENSIONS (FEET)	OVERALL DIMENSIONS (METERS)	SQ. FEET	SQ. METERS	HEIGHT	
C140	224	130	140	54.8 X 45.0	16.7 X 13.7	2,466	229	16.8'	
C141	200	120	120	47.6 X 51.3	14.5 X 15.6	2,437	226	16.8'	
C142	224	130	140	54.0 X 45.0	16.5 X 13.7	2,430	226	16.8'	
C143	85	40	40	25.4 X 41.5	7.7 X 12.6	1,058	97	16.8'	
C144	120	80	90	51.3 X 31.3	15.6 X 9.5	1,602	148	16.8'	
C145	130	90	90	51.3 X 31.3	15.6 X 9.5	1,615	148	16.8'	
C146	295	180	150	53.3 X 55.0	16.2 X 16.8	2,931	272	16.8'	
C147	112	60	50	25.5 X 45.0	7.8 X 13.7	1,147	107	16.8'	
C148	217	130	150	43.6 X 51.3	13.3 X 15.6	2,232	207	16.8'	
C149	85	40	40	25.5 X 41.5	7.8 X 12.6	1,058	98	16.8'	
C150	80	40	50	34.0 X 42.0	10.4 X 12.8	1,428	133	16.8'	
C151	20	12	30	18.8 X 20.5	5.7 X 6.2	385	35	16.8'	
C152	80	40	50	23.3 X 40.5	7.1 X 12.3	943	87	16.8'	
C154	112	60	50	25.3 X 44.5	7.7 X 13.6	1,121	105	16.8'	
C155	242	142	140	54.9 X 43.8	16.7 X 13.4	2,406	224	16.8'	
C156	242	142	140	54.9 X 43.5	16.7 X 13.3	2,405	222	16.8'	

C COMBINED MEETING ROOMS					
ROOM	THEATER CAPACITY	CLASSROOM CAPACITY*	BANQUET CAPACITY*	RECEPTION CAPACITY	SQ. FEET
C140/142	450	260	280	513	4,896
C141/143/149	370	200	200	418	4,553
C143/149	170	80	80	217	2,116
C144/145	250	160	180	312	3,217
C147/148/154	435	250	250	486	4,500
C147/154	224	120	100	225	2,268
C151/152	100	52	80	144	1,328
C155/156	484	284	280	513	4,811

PARKING						
LEVEL	PARKING	FLOOR LOAD	ADA SPACES	USE ABLE AREA SQ. FEET	SQ. METERS	HEIGHT
G	594 Spaces	150 PSF	14	225,000	20,903	7.9'-13.3'
P	605 Spaces	N/A	12	225,000	20,903	7.9'-13.3'



*Classroom capacity is based on 4 chairs per table

*Banquet capacity is based on 6' rounds of 10; head table 3 chairs per table



D 100 MEETING ROOMS

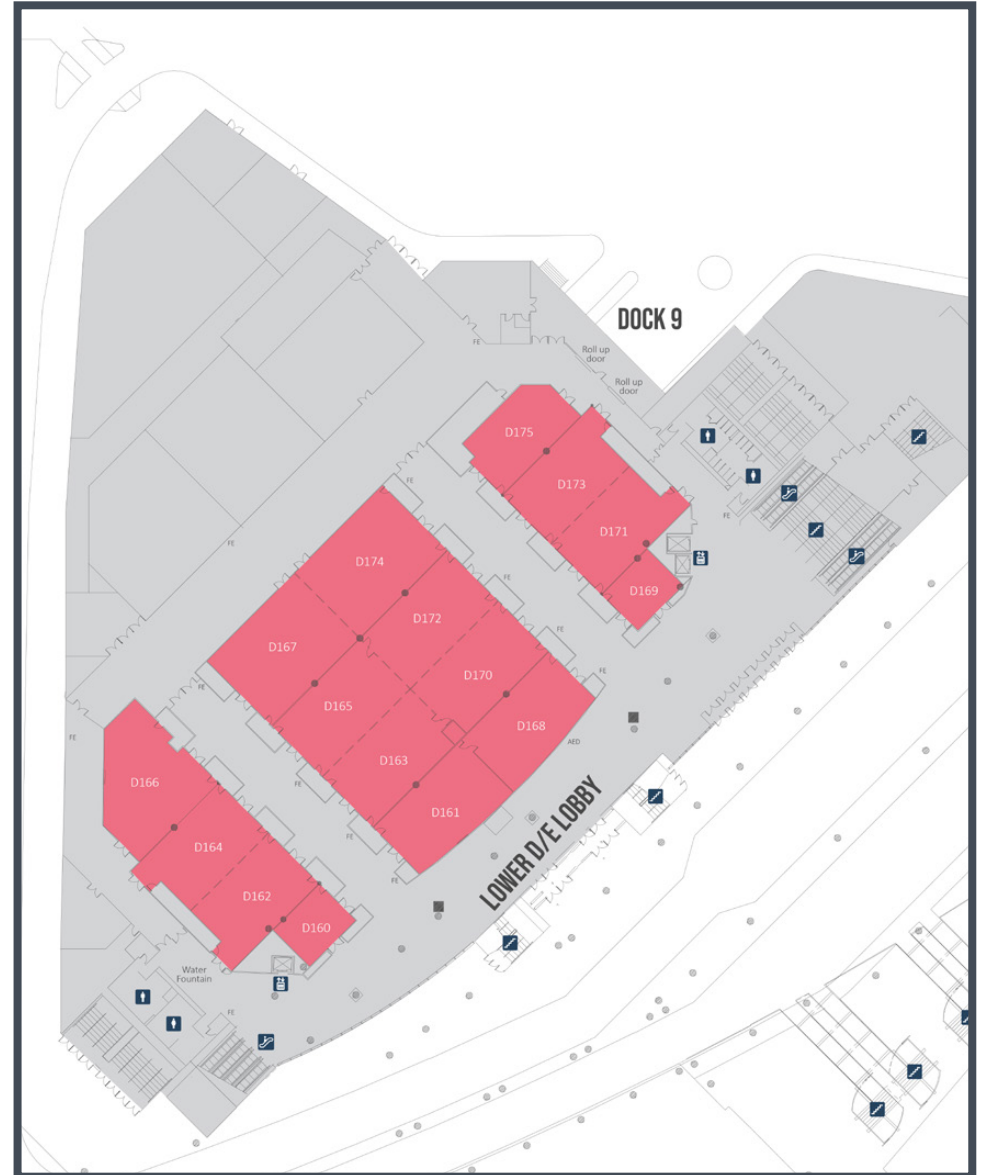
D MEETING ROOMS				26,025 TOTAL SQ. FEET				
ROOM	THEATER CAPACITY	CLASSROOM CAPACITY*	BANQUET CAPACITY*	OVERALL DIMENSIONS (FEET)	OVERALL DIMENSIONS (METERS)	SQ. FEET	SQ. METERS	HEIGHT
D160	50	24	40	29.0 X 23.1	8.8 X 7.0	670	62	15.4'
D161	165	100	100	55.4 X 28.7	16.9 X 8.7	1,587	147	15.4'
D162	170	90	100	48.6 X 31.5	14.8 X 9.7	1,530	144	15.4'
D163	170	100	120	31.7 X 55.0	9.7 X 16.8	1,754	163	15.4'
D164	170	90	120	31.8 X 48.6	9.7 X 14.8	1,546	144	15.4'
D165	170	100	120	31.5 X 55.0	9.6 X 16.8	1,732	161	15.4'
D166	213	125	150	*** SEE FOOTNOTE ***	***	2,132	198	15.4'
D167	240	130	140	40.7 X 55.0	12.4 X 16.8	2,238	208	15.4'
D168	165	100	100	29.7 X 54.5	9.1 X 16.6	1,619	151	15.4'
D169	50	24	40	27.1 X 29.1	8.3 X 8.9	789	74	15.4'
D170	170	100	120	31.5 X 55.0	9.6 X 16.8	1,733	161	15.4'
D171	150	90	120	31.5 X 48.7	9.6 X 14.8	1,534	142	15.4'
D172	170	100	120	31.5 X 55.0	9.6 X 16.8	1,733	161	15.4'
D173	145	90	120	31.8 X 55.0	9.7 X 16.8	1,749	163	15.4'
D174	240	130	140	40.7 X 55.0	12.4 X 16.8	2,239	208	15.4'
D175	110	72	90	29.1 X 49.5	8.9 X 15.1	1,440	134	15.4'

D COMBINED MEETING ROOMS					
ROOM	THEATER CAPACITY	CLASSROOM CAPACITY*	BANQUET CAPACITY*	RECEPTION CAPACITY	SQ. FEET
D162/164	340	180	220	368	3,076
D163/165	340	200	240	368	3,486
D163/165/170/172	680	400	480	737	6,952
D167/174	480	260	280	368	4,477
D170/172	340	200	240	262	3,466
D171/173	295	180	240	368	3,283

*Classroom capacity is based on 4 chairs per table

*Banquet capacity is based on 6' rounds of 10; head table 3 chairs per table

*** D166: 49'4" X 22'9" X 42'5" X 20'2" X 52'6" ***





LEVEL TWO

EXHIBIT HALLS			724,526 TOTAL SQ. FEET					
HALL	CAPACITY	FLOOR LOAD	OVERALL DIMENSIONS (FEET)	OVERALL DIMENSIONS (METERS)	SQ. FEET	SQ. METERS	HEIGHT	BOOTHS 10 X10
A	8,015	350 PSF	330.0 X 303.5	100.6 X 92.5	100,155	9,305	35'	568
B	8,015	350 PSF	330.0 X 303.5	100.6 X 92.5	100,155	9,305	35'	553
C	8,394	350 PSF	225.0 X 407.5	68.6 X 124.2	103,940	9,656	31' - 37'	541
D	9,324	350 PSF	346.2 X 320.8	105.0 X 97.8	113,238	10,520	35'	610
E	8,624	350 PSF	324.5 X 320.9	98.9 X 97.8	104,038	9,668	35'	562
F	16,300	350 PSF	540.0 X 375.0	164.6 X 114.3	203,000	18,814	40'	1,130

A MEETING ROOMS				3,528 TOTAL SQ. FEET					
ROOM	THEATER CAPACITY	CLASSROOM CAPACITY*	BANQUET CAPACITY*	OVERALL DIMENSIONS (FEET)	OVERALL DIMENSIONS (METERS)	SQ. FEET	SQ. METERS	HEIGHT	
A201	168	90	100	42.0 X 42.0	12.8 X 12.8	1,764	164	12'	
A202	168	90	100	42.0 X 42.0	12.8 X 12.8	1,764	164	12'	

A BALLROOM					26,992 TOTAL SQ. FEET				
ROOM	THEATER CAPACITY	CLASSROOM CAPACITY*	BANQUET CAPACITY*	RECEPTION CAPACITY	OVERALL DIMENSIONS (FEET)	OVERALL DIMENSIONS (METERS)	SQ. FEET	SQ. METERS	HEIGHT
A One	665	360	350	700	60.3 X 112.0	18.4 X 34.1	6,748	627	25'
A Two	665	360	350	700	60.3 X 112.0	18.4 X 34.1	6,748	627	25'
A Three	665	360	350	700	60.3 X 112.0	18.4 X 34.1	6,748	627	25'
A Four	665	360	350	700	60.3 X 112.0	18.4 X 34.1	6,748	627	25'

A COMBINED MEETING ROOMS					
ROOM	THEATER CAPACITY	CLASSROOM CAPACITY*	BANQUET CAPACITY*	RECEPTION CAPACITY	OVERALL DIMENSIONS (FEET)
A201/202	336	180	200	368	3,528

*Classroom capacity is based on 4 chairs per table

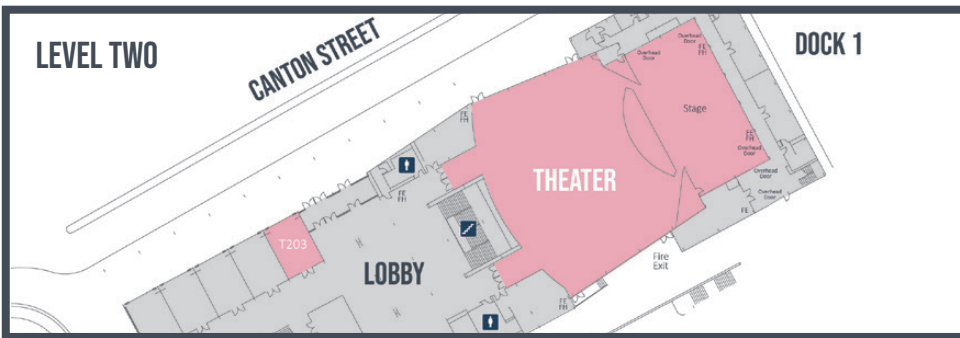
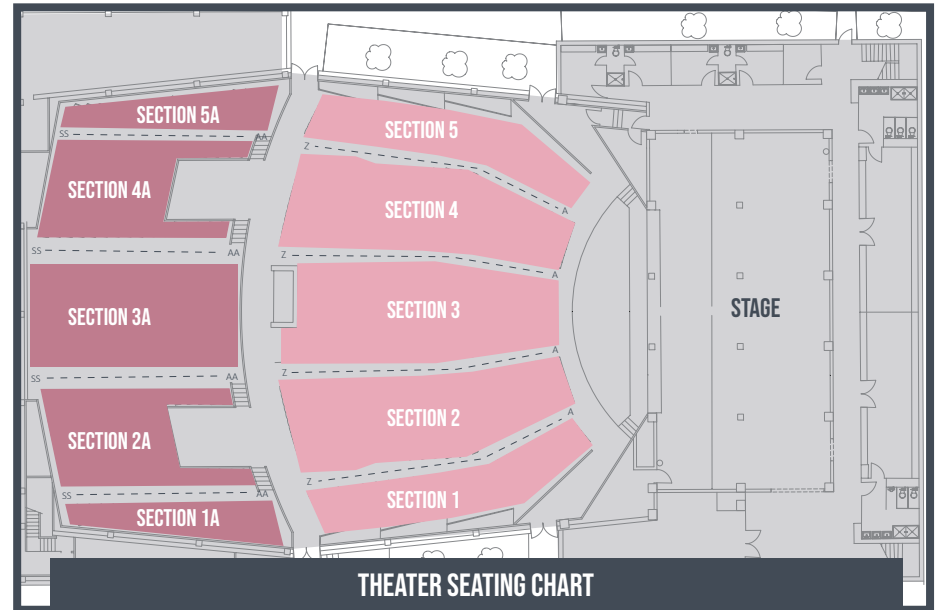
*Banquet capacity is based on 6' rounds of 10; head table 3 chairs per table

A COMBINED BALLROOM					
ROOM	THEATER CAPACITY	CLASSROOM CAPACITY*	BANQUET CAPACITY*	RECEPTION CAPACITY*	SQ. FEET
A One-Four	2,660	1,440	1,400	2,800	26,992

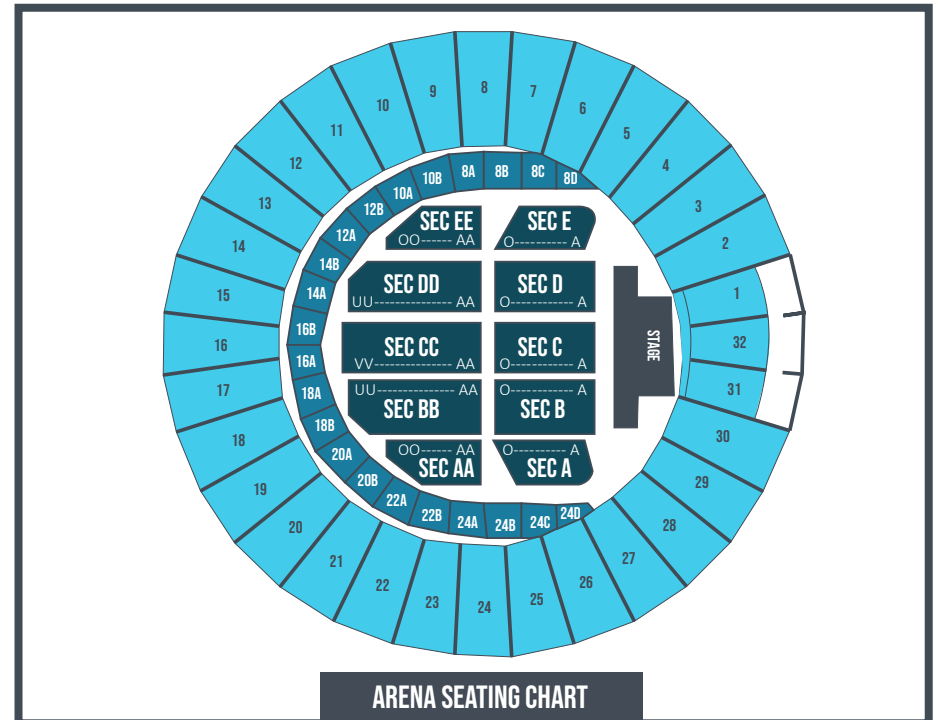


**KAY BAILEY HUTCHISON CONVENTION CENTER THEATER BUILDING
THE BLACK ACADEMY OF ARTS AND LETTERS (TBAAL)**

ROOM	THEATER CAPACITY	BANQUET CAPACITY*
T203	100	60
T312	250	125
T313	250	125
T314	300	150
Muse Cafe		230
Theater	1,730	



ARENA (LEVELS 2 & 3)								
HALL	CAPACITY	SEATS	FLOOR LOAD	OVERALL DIMENSIONS (FEET)	OVERALL DIMENSIONS (METERS)	SQ. FEET	SQ. METERS	HEIGHT
Arena	9,294	Fixed- 7,428 Portable- 1,866	150 PSF	151.0 X 164.0	46.0 X 50.0	21,290	1,978	96'



LOBBIES		CAPACITY FORMULA	
LOBBY	SQ. FEET	HALLS/MEETING	SQ. FEET PER PERSON
A	14,400	Theater	10'
A/B	56,807	Classroom	17'
C	19,443	Banquet	14'
D	32,162		
E	33,185		
F	36,952		

C BALLROOM					19,134 TOTAL SQ. FEET				
ROOM	THEATER CAPACITY	CLASSROOM CAPACITY*	BANQUET CAPACITY*	RECEPTION CAPACITY	OVERALL DIMENSIONS (FEET)	OVERALL DIMENSIONS (METERS)	SQ. FEET	SQ. METERS	HEIGHT
C One	475	260	350	501	53.3 X 89.0	16.3 X 27.1	4,747	441	26'
C Two	475	260	350	501	53.3 X 89.0	16.3 X 27.1	4,820	448	26'
C Three	475	260	350	501	53.3 X 89.0	16.3 X 27.1	4,820	448	26'
C Four	475	260	350	501	53.3 X 89.0	16.3 X 27.1	4,820	441	26'

C COMBINED BALLROOM					
ROOM	THEATER CAPACITY	CLASSROOM CAPACITY*	BANQUET CAPACITY*	RECEPTION CAPACITY*	SQ. FEET
C One-Four	1,900	1,040	1,400	2,004	19,207

D MEETING ROOMS				12,358 TOTAL SQ. FEET				
ROOM	THEATER CAPACITY	CLASSROOM CAPACITY*	BANQUET CAPACITY*	OVERALL DIMENSIONS (FEET)	OVERALL DIMENSIONS (METERS)	SQ. FEET	SQ. METERS	HEIGHT
D220	170	115	140	33.9 X 55.8	10.3 X 17.0	1,891	175	14.5'
D221	170	115	140	34.9 X 55.8	10.6 X 17.0	1,943	180	14.5'
D222	170	115	140	35.1 X 55.8	10.7 X 17.0	1,959	182	14.5'
D223	114	52	60	47.8 X 27.9	14.6 X 8.5	1,334	124	14.5'
D224	102	50	60	42.5 X 28.3	13.0 X 8.6	1,202	111	14.5'
D225	96	48	60	42.5 X 27.7	13.0 X 8.4	1,177	109	14.5'
D226	80	48	50	37.7 X 27.7	11.5 X 8.4	1,044	97	14.5'
D227	140	80	80	32.4 X 55.8	9.9 X 17.0	1,808	168	14.5'

D COMBINED MEETING ROOMS					
ROOM	THEATER CAPACITY	CLASSROOM CAPACITY*	BANQUET CAPACITY*	RECEPTION CAPACITY	SQ. FEET
D220/227	310	195	220	396	3,699
D221/225/226	346	211	250	418	4,164
D222/223/224	386	217	260	486	4,495
D223/224	216	102	120		2,536
D225/226	176	96	110		2,221

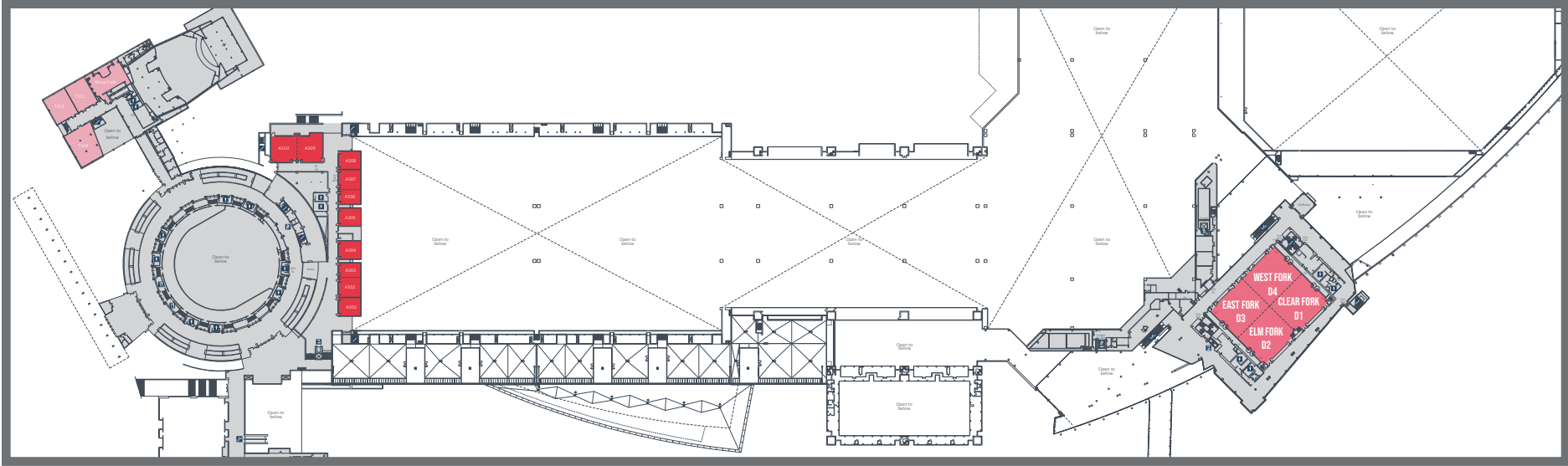
*Classroom capacity is based on 4 chairs per table

*Banquet capacity is based on 6' rounds of 10; head table 3 chairs per table





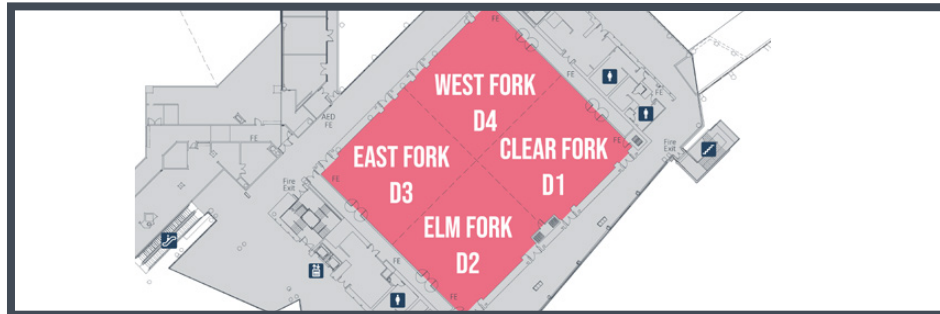
LEVEL THREE



D BALLROOM				19,003 TOTAL SQ. FEET				
ROOM	THEATER CAPACITY	CLASSROOM CAPACITY*	BANQUET CAPACITY*	OVERALL DIMENSIONS (FEET)	OVERALL DIMENSIONS (METERS)	SQ. FEET	SQ. METERS	HEIGHT
D One	475	232	240	63.8 X 74.6	19.4 X 22.7	4,759	440	20'
D Two	475	232	240	63.8 X 74.6	19.4 X 22.7	4,759	440	20'
D Three	495	264	240	64.5 X 74.6	19.6 X 22.7	4,811	445	20'
D Four	495	264	240	64.5 X 74.6	19.6 X 22.7	4,811	445	20'

D COMBINED BALLROOM				
ROOM	THEATER CAPACITY	CLASSROOM CAPACITY*	BANQUET CAPACITY*	SQ. FEET
D One-Four	1,940	992	960	19,140

BLUFFVIEW								
ROOM	THEATER CAPACITY	CLASSROOM CAPACITY*	BANQUET CAPACITY*	OVERALL DIMENSIONS (FEET)	OVERALL DIMENSIONS (METERS)	SQ. FEET	SQ. METERS	HEIGHT
Bluffview	50	48	40	28.3 X 27.8	8.6 X 8.4	789	73	12'



*Classroom capacity is based on 4 chairs per table

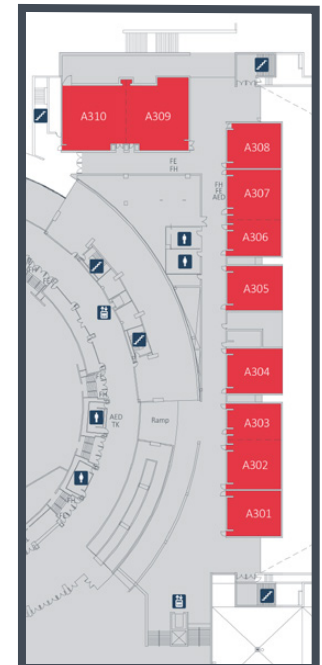
*Banquet capacity is based on 6' rounds of 10; head table 3 chairs per table

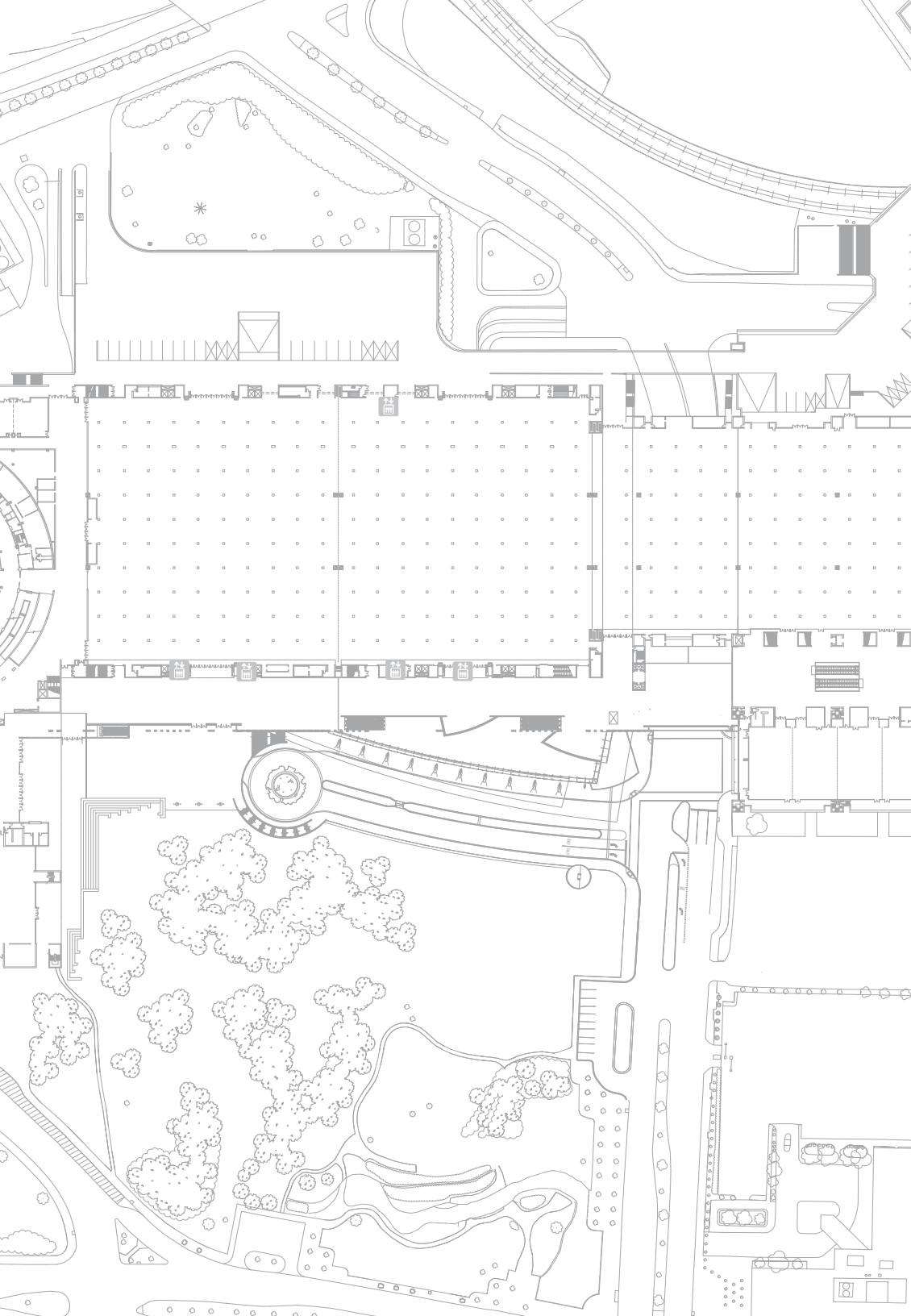


A MEETING ROOMS				11,877 TOTAL SQ. FEET				
ROOM	THEATER CAPACITY	CLASSROOM CAPACITY*	BANQUET CAPACITY*	OVERALL DIMENSIONS (FEET)	OVERALL DIMENSIONS (METERS)	SQ. FEET	SQ. METERS	HEIGHT
A301	84	60	50	30.0 X 36.0	9.1 X 11.0	1,080	100	11'
A302	90	60	50	32.5 X 35.4	9.9 X 10.8	1,154	107	11'
A303	70	40	40	23.2 X 35.4	7.1 X 10.8	831	77	11'
A304	84	60	50	29.1 X 35.4	8.9 X 10.8	1,033	96	11'
A305	84	60	50	29.2 X 35.4	8.9 X 10.8	1,034	96	11'
A306	70	40	40	23.8 X 31.3	7.3 X 9.5	743	69	11'
A307	90	60	50	32.5 X 35.5	9.9 X 10.8	1,154	107	11'
A308	84	60	50	30.0 X 36.0	9.1 X 11.0	1,080	100	11'
A309	168	90	100	42.2 X 47.3	12.9 X 14.4	1,996	186	17.9'
A310	168	90	100	42.2 X 42.0	12.9 X 12.8	1,772	165	17.9'

A COMBINED MEETING ROOMS					
ROOM	THEATER CAPACITY	CLASSROOM CAPACITY*	BANQUET CAPACITY*	RECEPTION CAPACITY	SQ. FEET
A302/303	174	100	100	206	1,985
A306/307	174	100	100	194	1,897
A309/310	336	180	200	396	3,768

VERTIPORT
<p>The Vertiport covers approximately four acres and is 65 feet above the ground. It has two take-off and landing areas, and can accommodate parking for three helicopters and two tilt rotor aircraft simultaneously. Additional amenities include a full service lobby and passenger waiting area, conference room, pilot's lounge, and a flight planning area.</p>
<p>Unicom Frequency: 1123.05 Call Sign: Dallas Vertiport Elevation: 479.75 AMSL Deck Design Strength: 63,000 lbs. Vertiport Reference Point: LAT 32°46' 24.00° LONG 96°48' 01.00° W Approaches: 04-4000' Approach/Departure w/8:1 Slope 31-4000' Approach/Departure w/8:1 Slope</p>
<p>Vehicular Parking: 26 Spaces Rotating Beacon Vertiport Landing Area Lights Lighted Wind Cone Five tie Down Areas</p>
<p>For Further information please contact: Department of Aviation (214) 670-4338 Vertiport Number (214) 670-7612 Administration Office</p>





KAY BAILEY HUTCHISON
CONVENTION CENTER DALLAS

650 S. GRIFFIN ST., DALLAS, TX, 75202
(214) 939-2700
DALLASCONVENTIONCENTER.COM

CES-PUB-106 Rev. 1 01/09/2018

